



Financial Business Intelligence and Analytics

Andy T. Clark
Vice President for
Enrollment Management

Brian A. Haugabrook
Interim Chief Information Officer

Barrie D. Fitzgerald
Research Analyst III

VALDOSTA STATE UNIVERSITY

October 2013



Oracle OBIEE Implementation

- Planning: 3 months, Nov 2011 – Jan 2012
- Faculty Portal Development: 6 months, Jan 2012 – Jun 2012
- Data Warehouse
 - Data Collection, nightly extracts from Banner: Sept 2011 - Current
 - Infrastructure Setup, VM: 2 months, Feb 2012 – Mar 2012
 - Oracle Business Intelligence: 5 months, Mar 2012 – July 2012
- Release to Campus: August 2012

Software: Oracle 11g DB/Weblogic, ODI, OBIEE, Application Express



SIS Reporting

06-MAY-2004 03:12 PM

REPORT: GURADDR

Address Report

ID	Name	Address
Q62100933	Clifford, Stephanie	22 EAST MAPLE ROAD DETROIT, MI 82134
Q81337923	Serum, Tracy	6658 NORTH 69TH STREET HOUSTON, TX 02344

PAGE: 2

BANNER University

06-MAY-2004 03:12 PM

REPORT: GURADDR

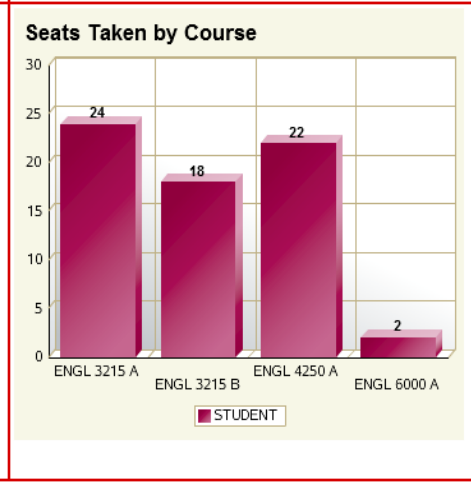
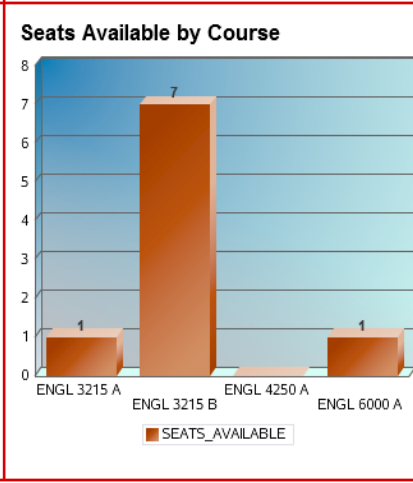
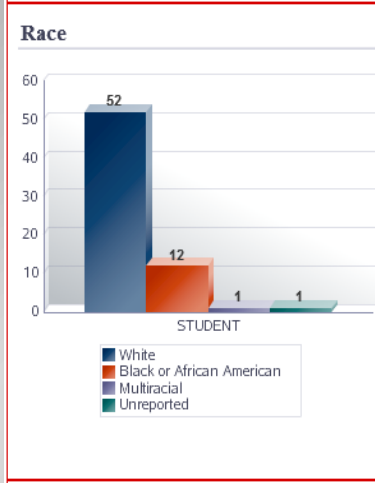
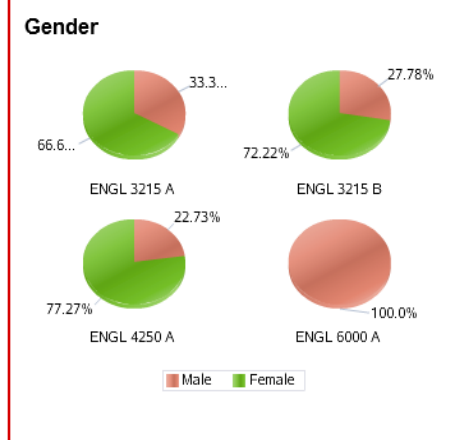
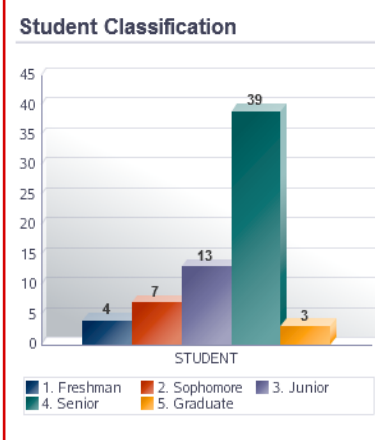
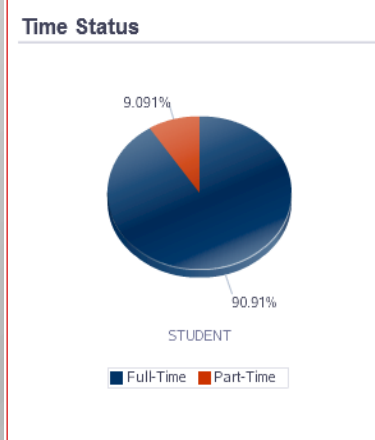
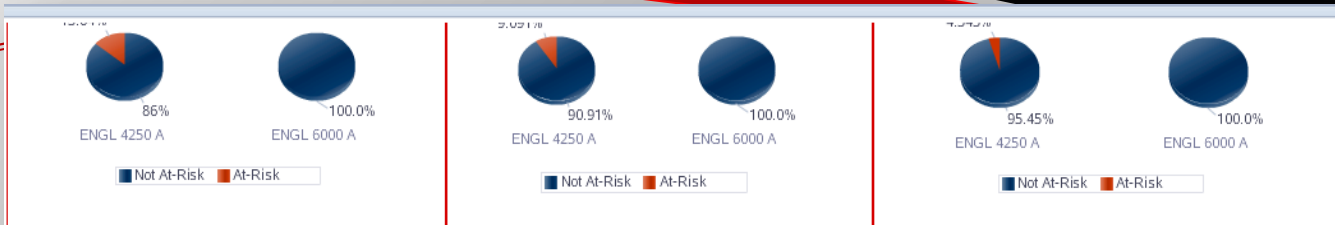
Address Report

ID	Name	Address
----	------	---------

*****REPORT CONTROL INFORMATION*****

Report Name: GURADDR

Term Code: 200210



COURSE	FIRST NAME	MIDDLE NAME	LAST NAME	MAJOR	FTFT COHORT TERM	TRANSFER TERM
--------	------------	-------------	-----------	-------	------------------	---------------

Oracle (OBIEE) Business Intelligence



Summer 2013 Dept of Phy/Ast/Geosciences

TERM	DEPARTMENT	SUBJ	CRSE_NUMB	INCOME	COST	REVENUE
Summer 2013	Dept of Phy/Ast/Geosciences	ASTR	1000	\$13,746.00	\$11,206.69	\$2,539.31
Summer 2013	Dept of Phy/Ast/Geosciences	ASTR	1010K	\$14,536.00	\$15,681.10	-\$1,145.10
Summer 2013	Dept of Phy/Ast/Geosciences	GEOG	1102	\$15,642.00	\$17,273.07	-\$1,631.07
Summer 2013	Dept of Phy/Ast/Geosciences	GEOG	1110	\$34,602.00	\$25,415.24	\$9,186.76
Summer 2013	Dept of Phy/Ast/Geosciences	GEOG	1112K	\$25,912.00	\$10,553.20	\$15,358.80
Summer 2013	Dept of Phy/Ast/Geosciences	GEOL	3120	\$3,318.00	\$2,842.42	\$475.58
Summer 2013	Dept of Phy/Ast/Geosciences	ISCI	2002	\$11,376.00	\$8,303.72	\$3,072.28
Summer 2013	Dept of Phy/Ast/Geosciences	PHSC	1100	\$4,740.00	\$11,150.12	-\$6,410.12
Summer 2013	Dept of Phy/Ast/Geosciences	PHYS	1111K	\$15,800.00	\$9,099.53	\$6,700.47
Summer 2013	Dept of Phy/Ast/Geosciences	PHYS	1112K	\$15,168.00	\$10,321.68	\$4,846.32
Summer 2013	Dept of Phy/Ast/Geosciences	PHYS	2211K	\$13,272.00	\$14,853.86	-\$1,581.86
Summer 2013	Dept of Phy/Ast/Geosciences	PHYS	2212K	\$5,056.00	\$7,656.00	-\$2,600.00
				\$173,168.00	\$144,356.64	\$28,811.36

Oracle (OBIEE) Business Intelligence



Summer 2013 Dept of Soc/Ant/Crm

TERM	DEPARTMENT	SUBJ	CRSE_NUMB	INCOME	COST	REVENUE
Summer 2013	Dept of Soc/Ant/Crm	ANTH	1102	\$12,324.00	\$18,406.94	-\$6,082.94
Summer 2013	Dept of Soc/Ant/Crm	ANTH	3090	\$6,162.00	\$8,872.02	-\$2,710.02
Summer 2013	Dept of Soc/Ant/Crm	ANTH	4900	\$2,370.00	\$8,872.02	-\$6,502.02
Summer 2013	Dept of Soc/Ant/Crm	CRJU	2200	\$474.00	\$7,611.05	-\$7,137.05
Summer 2013	Dept of Soc/Ant/Crm	CRJU	3401	\$474.00	\$8,757.97	-\$8,283.97
Summer 2013	Dept of Soc/Ant/Crm	CRJU	3402	\$11,376.00	\$10,176.70	\$1,199.30
Summer 2013	Dept of Soc/Ant/Crm	CRJU	3600	\$8,058.00	\$9,968.89	-\$1,910.89
Summer 2013	Dept of Soc/Ant/Crm	CRJU	3700	\$474.00	\$11,040.80	-\$10,566.80
Summer 2013	Dept of Soc/Ant/Crm	CRJU	4010	\$12,324.00	\$8,814.63	\$3,509.37
Summer 2013	Dept of Soc/Ant/Crm	CRJU	4100	\$6,162.00	\$7,611.05	-\$1,449.05

Oracle (OBIEE) Business Intelligence



DEPARTMENT	SUBJECT CODE	COURSE NUMBER	SECTION	COURSE SECTIONS	SEATS ALLOWED	SEATS TAKEN	PERCENT UTILIZATION
Dept of Phy/Ast/Geosciences	GEOG	1100	A	1	40	27	67.5%
Dept of Phy/Ast/Geosciences	GEOG	1100	A	1	48	37	77.08%
Dept of Phy/Ast/Geosciences	GEOG	1100	A	1	48	14	29.17%

DEPARTMENT	SUBJECT CODE	COURSE NUMBER	SECTION	COURSE SECTIONS	SEATS ALLOWED	SEATS TAKEN	PERCENT UTILIZATION
Dept of Phy/Ast/Geosciences	GEOG	1110	A	1	40	46	115%
Dept of Phy/Ast/Geosciences	GEOG	1110	B	1	48	47	97.92%
Dept of Phy/Ast/Geosciences	GEOG	1110	C	1	48	43	89.58%
Dept of Phy/Ast/Geosciences	GEOG	1110	A	1	40	39	97.5%

Seat Utilization



DEPARTMENT	COURSE SECTIONS	SEATS ALLOWED	SEATS TAKEN	PERCENT UTILIZATION
Dept of Communication Arts	18	445	298	66.97%
Dept of Communication Arts	13	314	229	72.93%
Dept of Communication Arts	14	345	211	61.16%

DEPARTMENT	COURSE SECTIONS	SEATS ALLOWED	SEATS TAKEN	PERCENT UTILIZATION
Dept of Music	2	80	25	31.25%
Dept of Music	3	140	76	54.29%
Dept of Music	2	100	39	39%

Seat Utilization



History+			INCOME	COST	REVENUE
DEPARTMENT	SUBJ	CRSE_NUMB	INCOME	COST	REVENUE
History+	HIST	1012	\$7,110.00	\$7,077.10	\$32.90
History+	HIST	2111	\$17,064.00	\$25,259.42	-\$8,195.42
History+	HIST	2112	\$15,642.00	\$25,976.58	-\$10,334.58
History+	HIST	3090/5090	\$11,553.00	\$8,060.05	\$3,492.95
History+	HIST	4211/6211	\$11,376.00	\$10,735.89	\$640.11
History+	HIST/AF AM	3060/3600	\$7,110.00	\$9,825.78	-\$2,715.78
History+	HIST/AF AM/WGS T	3080/5080/36 00/4600	\$9,006.00	\$6,912.75	\$2,093.25
			\$78,861.00	\$93,847.57	-\$14,986.57

Cross-listed Sections



Fall 2013 Implementation

- Student Portal
 - Targeted supplemental instruction materials displayed as ads
 - Student employment opportunities based on financial analytics
- Oracle Endeca Information Discovery
 - D2L Predictive Analytics
 - Combine quantitative and qualitative data
 - Incorporate social media and survey data
 - Enhance research and grant opportunities



Math Tutoring
229.333.1500

- Math Study Tips
- Tutoring Schedule
- Course Catalog
- Choosing a Major



English Tutoring
229.333.1500

This would be text for a paragraph.
This would be text for a paragraph.
This would be text for a paragraph.

Logout



VSU E-mail



Banner Registration



BlazeView



Information Technology
Service Desk



Password Management



English Tutoring
229.333.1500

- English Study Tips
- Tutoring Schedule
- Course Catalog
- Choosing a Major



This would be text for a paragraph.
This would be text for a paragraph.
This would be text for a paragraph.



Comments and Questions

