



**VALDOSTA STATE UNIVERSITY
OFFICE OF INSTITUTIONAL RESEARCH
ENROLLMENT UPDATE—Spring 2015**

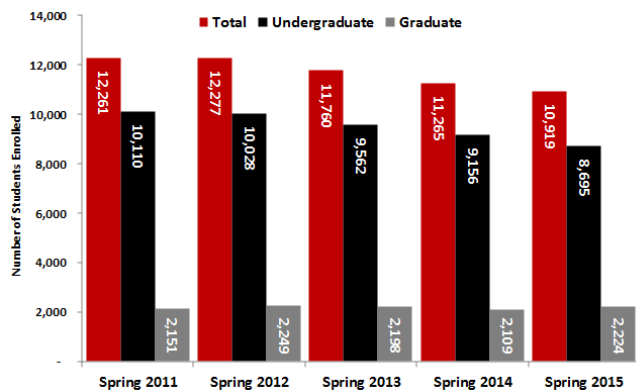
1500 N. Patterson St. Valdosta, GA 31698 • Phone (229) 333-7831
http://www.valdosta.edu/administration/emc/institutional-research



This information has been compiled by the Office of Institutional Research in an effort to provide useful and timely information to the Valdosta State University community. This information will be updated each semester, upon the availability of official data. Please contact the Office of Institutional Research with any questions regarding this.

Spring 2015 Enrollment

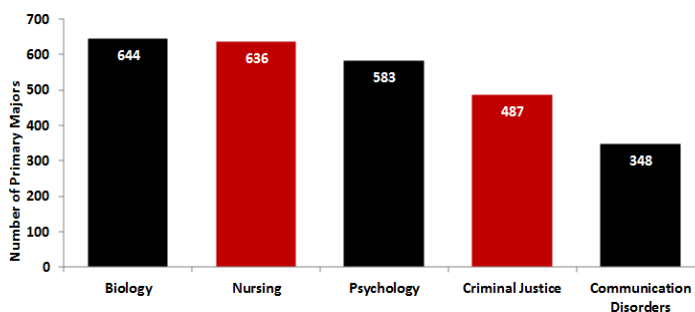
Total Enrollment, Spring 2011–Spring 2015



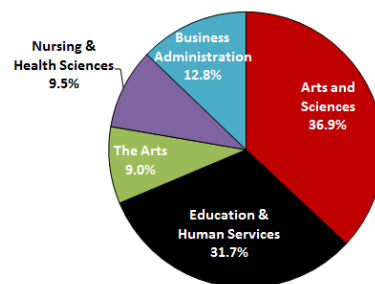
Total Enrollment by Gender and Ethnicity, Spring 2015

Ethnicity	Female	% of Female	Male	% of Male	Total	% of Total
American Indian/ Alaskan Native	11	0.2%	20	0.5%	31	0.3%
Asian	139	2.1%	160	3.8%	299	2.7%
Black	2,351	35.0%	1,278	30.5%	3,629	33.2%
Hawaiian/ Pacific Islander	10	0.1%	7	0.2%	17	0.2%
Hispanic	303	4.5%	188	4.5%	491	4.5%
Multiracial	201	3.0%	132	3.1%	333	3.0%
Unknown	66	1.0%	50	1.2%	116	1.1%
White	3,644	54.2%	2,359	56.2%	6,003	55.0%
Total	6,725	100.0%	4,194	100.0%	10,919	100.0%

Total Enrollment by 5 Largest Declared Majors, Spring 2015

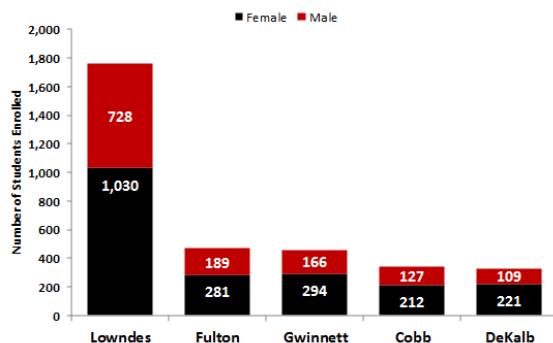


Total Enrollment by College, Spring 2015

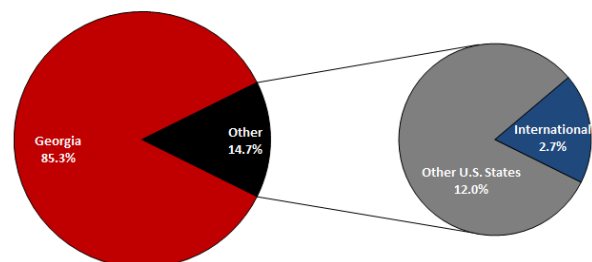


Note: The College of Arts & Sciences includes undecided majors. Pre-business students are included in Business Administration. Pre-nursing students are included in Nursing.

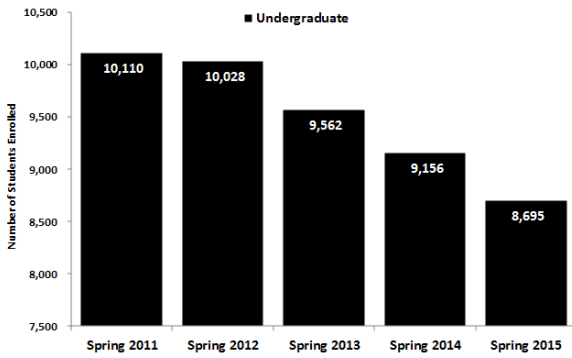
Total Enrollment of Georgia Counties with Highest Enrollment by Gender, Spring 2015



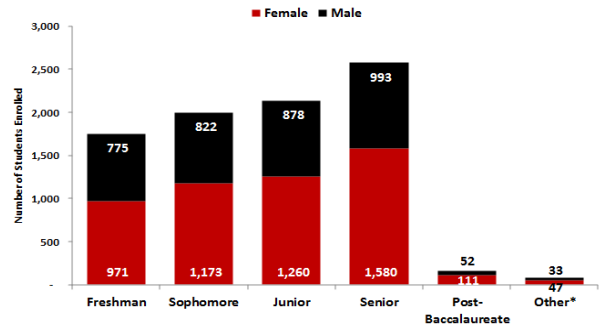
Total Enrollment by Residency, Spring 2015



Undergraduate Enrollment, Spring 2015

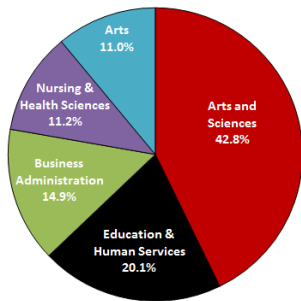


Undergraduate Enrollment by Classification and Gender, Spring 2015



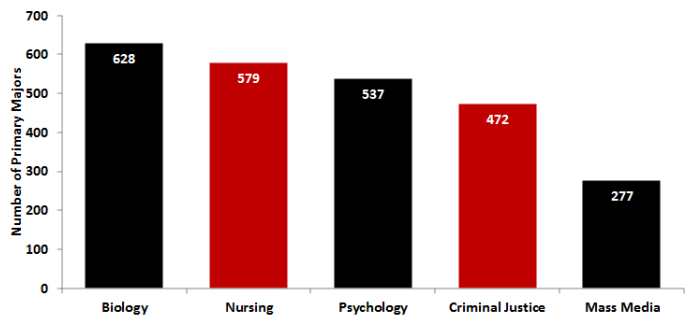
* Includes Joint Enrolled, Transient, and Other.

Undergraduate Students by College, Spring 2015

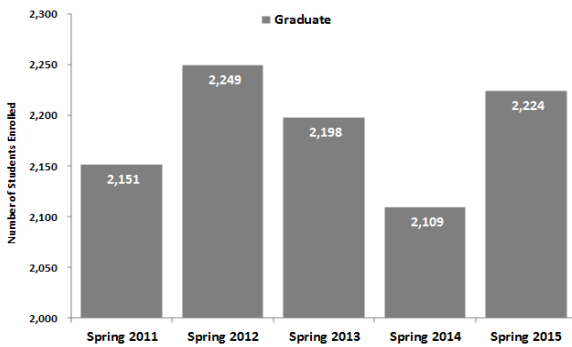


Note: The College of Arts & Sciences includes undecided majors. Pre-business students are included in Business Administration. Pre-nursing students are included in Nursing.

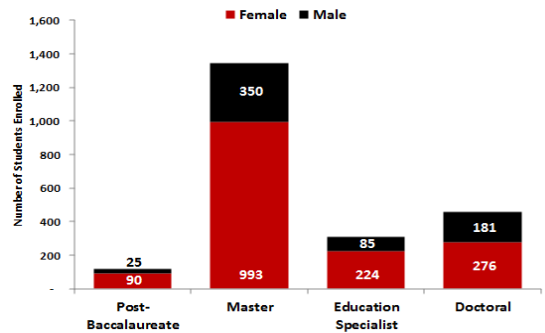
Undergraduate Students by 5 Largest Declared Majors, Spring 2015



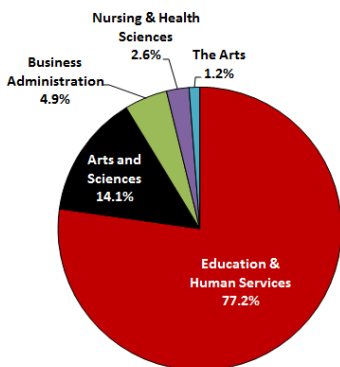
Graduate Enrollment, Spring 2015



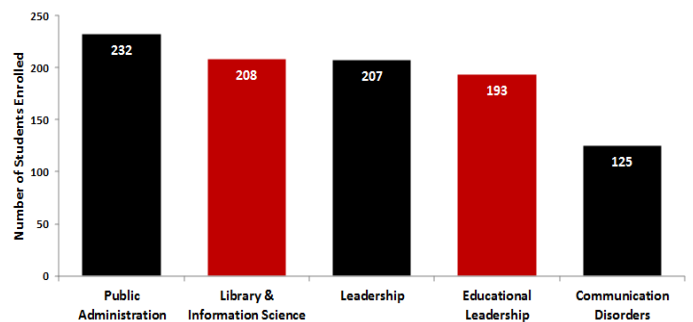
Graduate Enrollment by Classification and Gender, Spring 2015



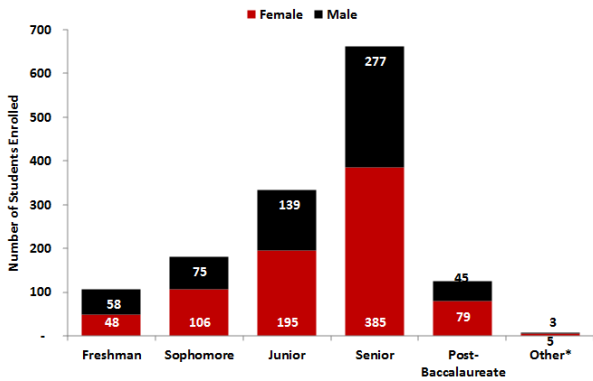
Graduate Enrollment by College, Spring 2015



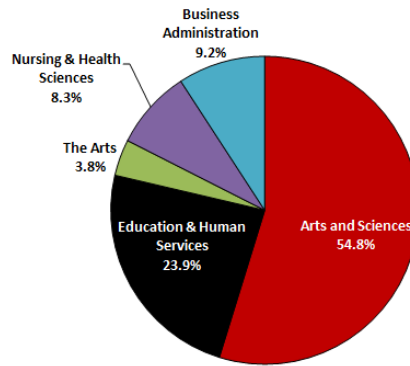
Graduate Students by 5 Largest Declared Majors, Spring 2015



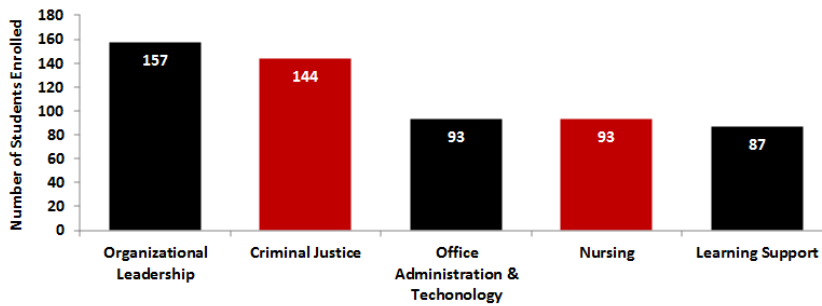
Undergraduate Adult Learners by Classification and Gender, Spring 2015



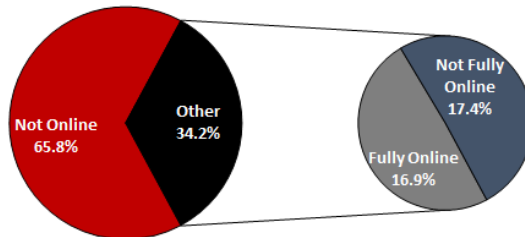
Undergraduate Adult Learners by College, Spring 2015



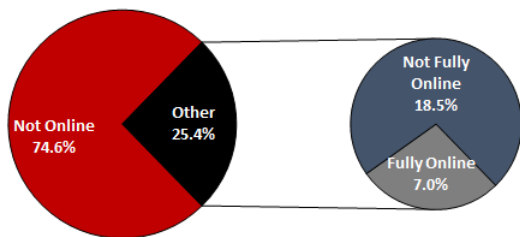
Undergraduate Adult Learners by 5 Largest Declared Majors, Spring 2015



Total Enrollment for Distance Learning, Spring 2015



Undergraduate Enrollment for Distance Learning, Spring 2015



Graduate Enrollment for Distance Learning, Spring 2015

