



ENROLLMENT NEWSLETTER FOR SPRING 2023

VALDOSTA STATE UNIVERSITY | STRATEGIC RESEARCH & ANALYSIS

1500 N. Patterson St. Valdosta, GA 31698 | Phone (229) 333-7831

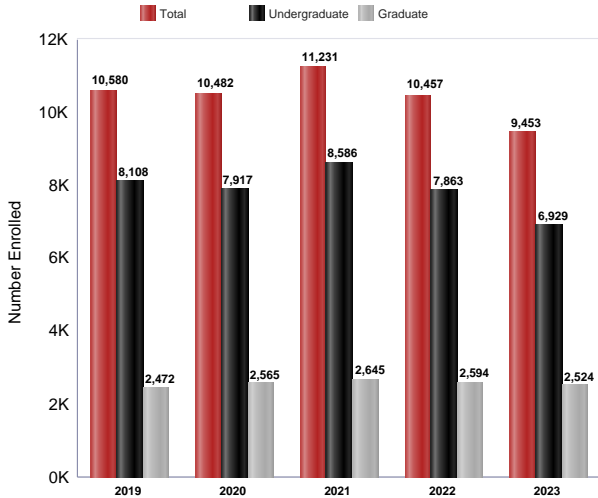
<https://www.valdosta.edu/administration/institutional-research/>



This information has been compiled by Strategic Research & Analysis in an effort to provide useful and timely information to the Valdosta State University community. This information will be updated each semester, upon the availability of official data. Please contact Strategic Research & Analysis with any questions regarding this publication.

SPRING 2023 ENROLLMENT

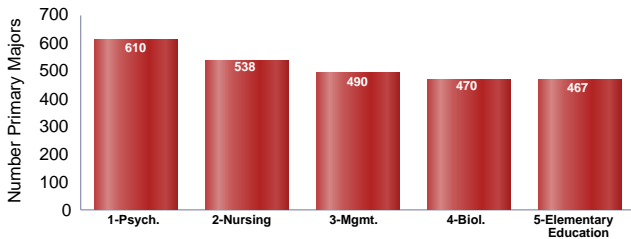
Total Enrollment, Spring 2019-2023



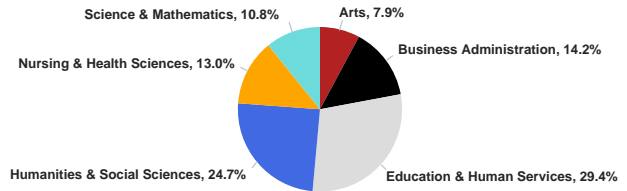
Total Enrollment by Gender and Ethnicity, Spring 2023

Ethnicity	Female	Female %	Male	Male %	Total	Total %
American Indian or Alaska Native	9	0.1%	3	0.1%	12	0.1%
Asian	97	1.5%	68	2.3%	165	1.7%
Black or African American	2,263	34.8%	979	33.3%	3,242	34.3%
Hawaiian/Pacific Islander	13	0.2%	4	0.1%	17	0.2%
Hispanic	592	9.1%	301	10.2%	893	9.4%
Multiracial	244	3.7%	97	3.3%	341	3.6%
Unknown	51	0.8%	30	1.0%	81	0.9%
White	3,243	49.8%	1,459	49.6%	4,702	49.7%
Total	6,512	100.0%	2,941	100.0%	9,453	100.0%

Total Enrollment by 5 Largest Declared Majors, Spring 2023



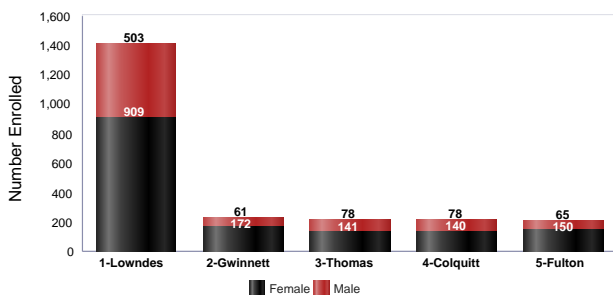
Total Enrollment by College, Spring 2023



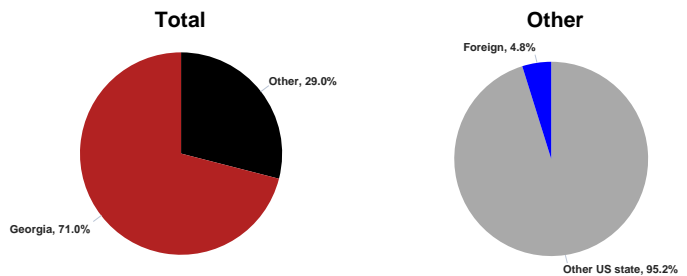
Note: The College of Humanities & Social Sciences includes undecided majors. Pre-business students are included in Business Administration. Pre-nursing students are included in Nursing.

Note: Abbreviations used for space saving.

Total Enrollment by Georgia Counties with Highest Enrollment and Gender, Spring 2023

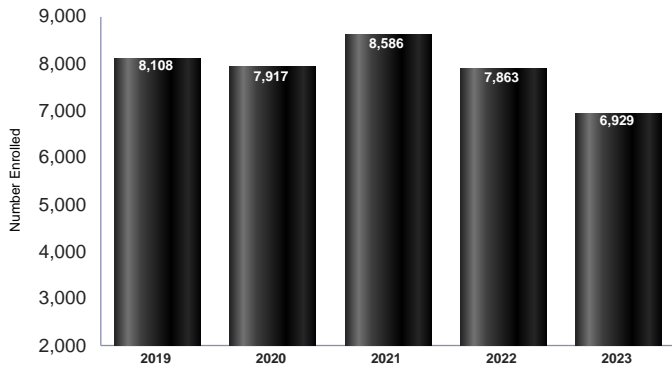


Total Enrollment by Residency, Spring 2023

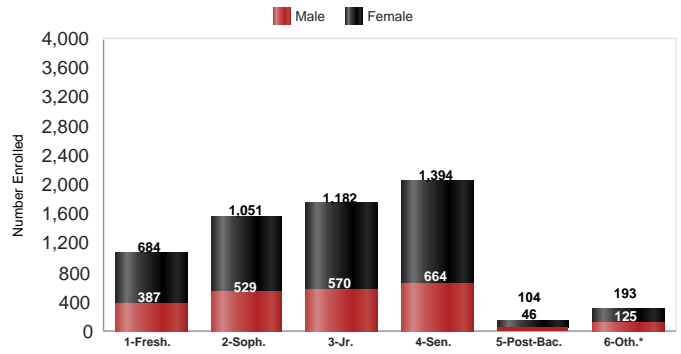


Note: Other includes Other U.S. State and Foreign students.

Undergraduate Enrollment, Spring 2019-2023

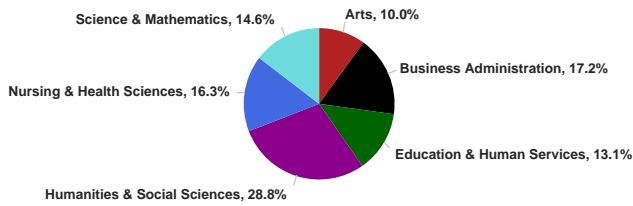


Undergraduate Enrollment by Classification and Gender, Spring 2023



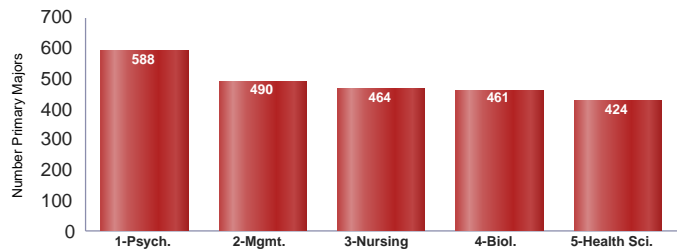
*Includes Joint Enrolled, Transient and Other. Abbreviations used for space saving.

Undergraduate Enrollment by College, Spring 2023



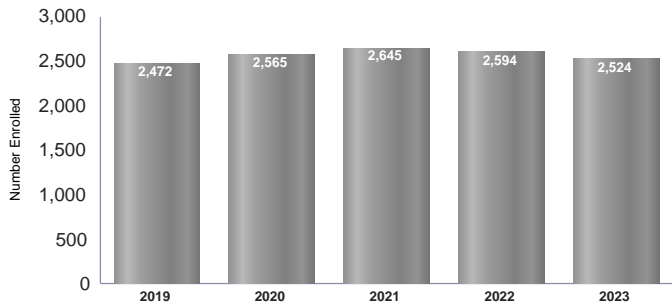
Note: The College of Humanities and Social Sciences includes undecided majors. Pre-business students are included in Business Administration. Pre-nursing students are included in Nursing.

Undergraduate Enrollment by 5 Largest Declared Majors, Spring 2023

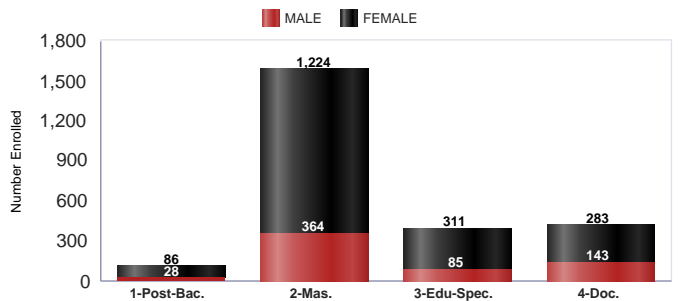


Note: Abbreviations used for space saving.

Graduate Enrollment, Spring 2019-2023

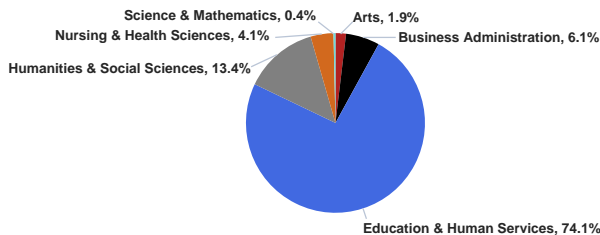


Graduate Enrollment by Classification and Gender, Spring 2023

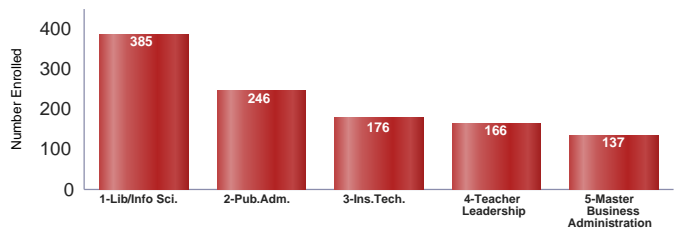


Note: Abbreviations used for space saving.

Graduate Enrollment by College, Spring 2023

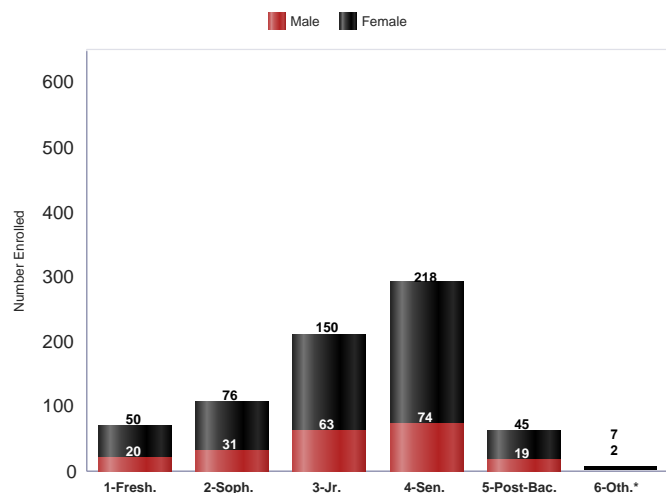


Graduate Enrollment by 5 Largest Declared Majors, Spring 2023

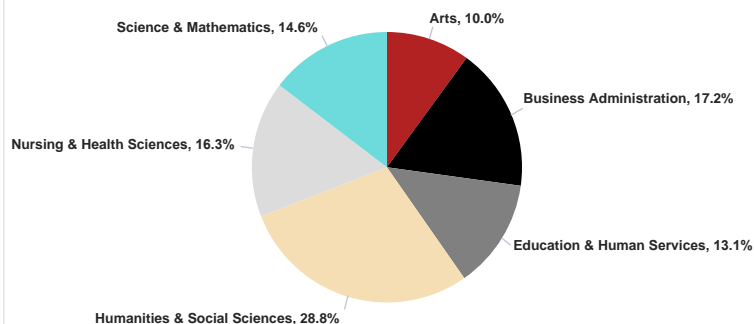


Note: Abbreviations used for space saving.

Undergraduate Adult Learners by Classification and Gender, Spring 2023

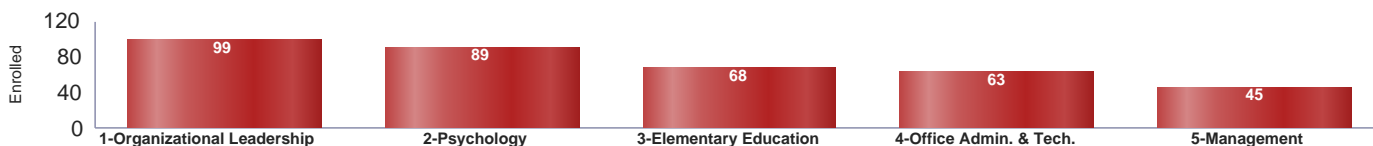


Undergraduate Adult Learners by College, Spring 2023

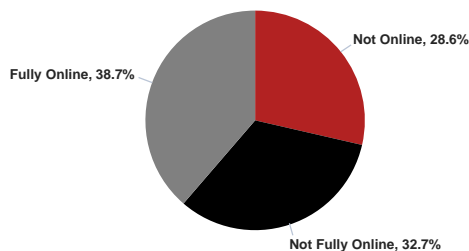


*Includes Joint Enrolled and Transient

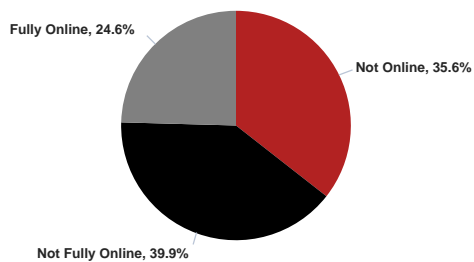
Undergraduate Adult Learners by 5 Largest Declared Majors, Spring 2023



Total Enrollment for Distance Learning, Spring 2023



Undergraduate Enrollment for Distance Learning, Spring 2023



Graduate Enrollment for Distance Learning, Spring 2023

